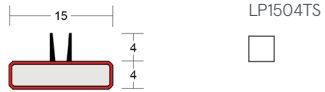


LP1004TS, LP1504TS, LP2004TS, LP2504TS

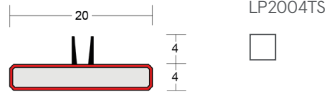
FITTING GUIDE



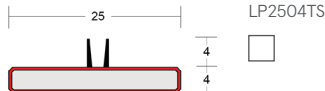
LP1004TS



LP1504TS



LP2004TS



LP2504TS



CONTENTS

- LP1004TS, LP1504TS, LP2004TS or LP2504TS acoustic, smoke + fire seal

TOOLS REQUIRED

- Router
- Suitable router bit
- Hacksaw/secateurs

For more information please call:

+9714 883 7206

NOTE

The TS acoustic, smoke + fire seal requires a 3mm gap size for seals with 4mm fins, and a 5mm gap size for seals with 6mm fins, with a 1mm tolerance.

We recommend that, in line with good joinery practice, the edges of door leaves are given a 1° leading edge and chamfered on both edges.

STEP 1

Before fitting the door frame to the opening, rout all grooves to the back of the frame and head.

ROUT SIZES

LP1004TS: 10 x 4mm

LP1504TS: 15 x 4mm

LP2004TS: 20 x 4mm

LP2504TS: 25 x 4mm

STEP 2

Repeat the same operation for the inside of frame and doors where applicable.

NOTE

All grooves should be of suitable width and depth such that the seals do not stand proud of their surroundings.

STEP 3

Make sure grooves are free from dust and grease. Lorient does not recommend oil or solvent based paint/primers.

STEP 4

Measure and cut all seals to length using a hacksaw/secateurs. Remove self-adhesive backing and butt joint fit all seals to inside and outside of door frame or door, and meeting stiles of pairs of doors where applicable. Pressure must be applied to activate adhesive backing properties.

NOTE

Pinning of seals is not recommended.

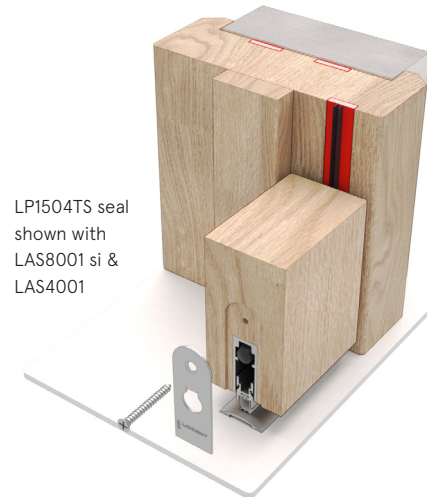
IMPORTANT

Application should be at a temperature **NO LESS than 10°C**. Once installed it may be painted over. **Do not paint the flexible elements of combined acoustic, smoke and fire seals. Freshly painted doorsets should be left open until the paint is fully dry and cured before fitting with combined fire and smoke seals. Some paint or lacquers will affect adhesion.**

HANDLING + STORAGE

No special precautions are required when handling Lorient acoustic, smoke and fire seals, but they should always be treated with care and not bent or twisted. Safety data sheets are available on request.

The products do not fall within the scope of COSHH regulations. Lorient intumescent seals should be stored flat in a clean, dry, dust-free area away from heat and at a storage temperature of between 5°C and 40°C.



LP1504TS seal shown with LAS8001 si & LAS4001

NOTE

Recommendations as to methods, use of materials and construction details are based on the experience and knowledge of Lorient and are given in good faith as a general guide and service to designers, contractors and manufacturers.

Lorient reserves the right to make alterations or delete any installation detail without prior notice.

V1



Lorient Gulf Building
Materials Trading LLC
PO Box 127987
Dubai, UAE

+9714 883 7206
www.lorientgulf.ae

All rights reserved. No part of this fitting guide may be reproduced, stored in a retrieval system, or transmitted in any means, electronic, mechanical, photocopying, recording or otherwise without the written permission of Lorient Polyproducts Limited.
© Lorient Polyproducts Ltd 2019